

Introduction to Emergency planning

Josefin Gullstrand
Fire Protection Engineer
Swedish Rescue Services Agency

Yesterday...

Step 2 in the APELL-process:
The risks of Kannyakumari



Today...

Step 3 and forward in the APELL-process:
Emergency planning

Why emergency planning?



Accidents or disasters →

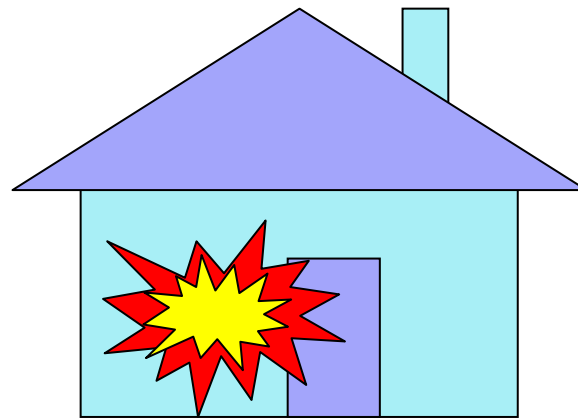
- Confusion, panic
- Overwhelming and complex situations

Well performed emergency planning improves chances of...

...a faster, safer, more effective response

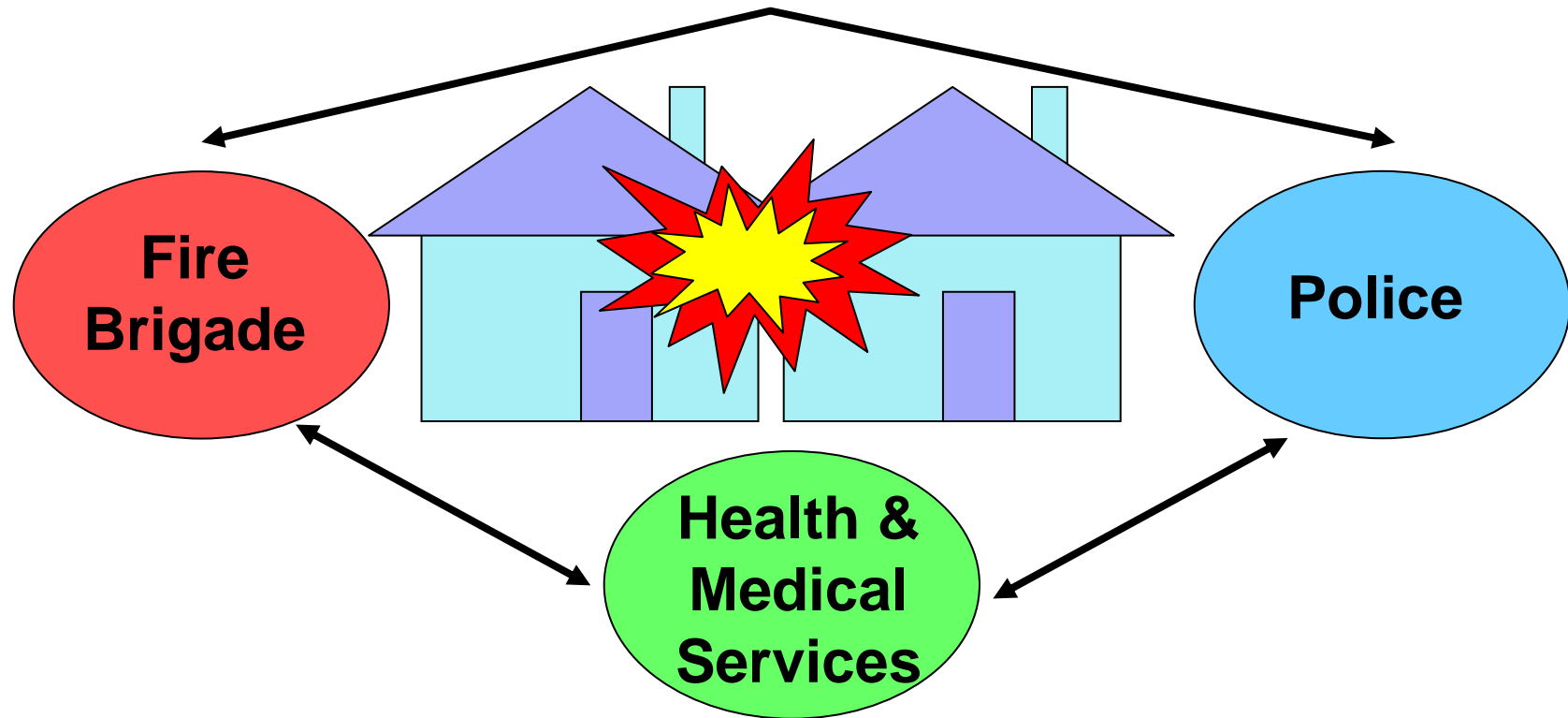
- Clarified roles and inter-relationships
- Effective use of human and material resources
- Decreased impact of the disaster

Emergency response – needed at different levels



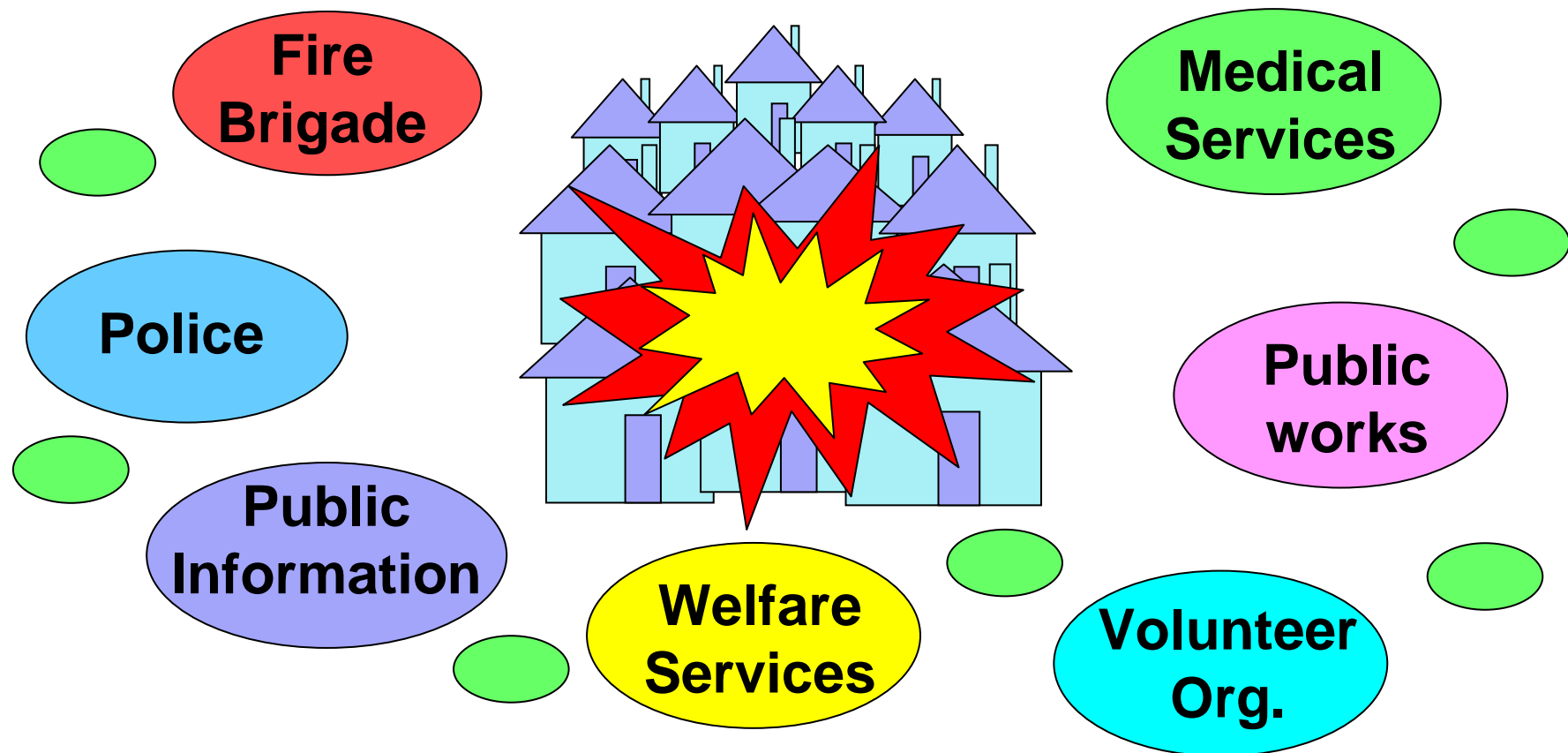
- Knowledge about accident prevention
- Knowledge and on-site plans
how to deal with an accident

As the size of the accident increases...



- Individual emergency plans
- Co-ordinated emergency plans

Disaster size...



- District, state, national level
- International support

The objective of emergency planning – to clearly define ”who does what”

Mutual knowledge of
who, what, where, when
in case of an accident



Examples of what the plan should clarify

- Roles and Responsibilities
- Competence and Capacities
- Resources – human and technical
 - mutual aid agreements may be needed
- Alerting actors/responders
- Communication
- Alerting and informing the public



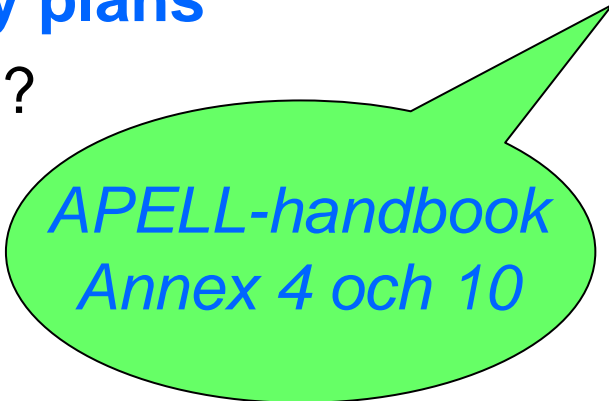
Where to begin?

The risk situation serves as a guide

- Likely scenarios?
- Scenarios with intricate and detailed complexities?
- Scenarios with great impact?

Start out with existing emergency plans

- Do they cover relevant scenarios?
- Are all needs fulfilled?
- Are plans co-ordinated?
- Any unassigned tasks?



*APELL-handbook
Annex 4 och 10*

”Rules” to stick to




- There are no rules or standards!
- Keep the plan simple and suited to your own needs
- Keep documentation short and concise
- Extra information can be referred to

To the greatest possible extent:

- Keep plans, roles and responsibilities the same for various scenarios.
- Add specifics if needed.

Common response tasks/equipment not covered in existing plans

- Overall command authority
- Communications equipment which can reach all participants
- Alerting the public
- Co-ordinating evacuation



Training



- Who needs training?
- What kind of training?

Exercises and drills



- Test the plan's effectiveness
- Identify flaws
- Fine-tune plans
- Enhance knowledge
- Help assess the trained skills and procedures

Preparing an effective exercise

Carefully...

- Plan the drill
- Choose exercise scenario
 - Realistic and possible to carry out
 - Simple enough to match available resources, difficult enough to present a challenge
 - Provide maximum learning possibilities
- Evaluate



Various exercises and drills

- Intra-organizational or inter-organizational
- Administrative exercises
 - Miniature or table-top exercises
- Operational exercises
 - Small scale, large scale

Emergency planning – a dynamic work

Review and up-date plans continually:

- Annually
- After drills and exercises
- After actual accident



Emergency planning – a multistakeholder exercise



Thank you for listening!



A multi-hazard situation...

